

eSha OODINEX™ - WIDE RANGE MARINE TREATMENT

INVERTEBRATE FRIENDLY

How do I know when to use OODINEX?

Disease diagnosis is the first step toward successful and rapid disease cure. Most fish diseases are highly contagious and spread quickly so prompt diagnosis and treatment is advised. There are some predominant 'early warning signals' which should be watched for as these can indicate the onset of a disease.

Skin: The skin is the first line of defence and as such it is often the first to show signs of attack from infection. Any changes in skin colour or appearance should be closely watched for.

Fins: Watch your fish's fins. Fins which are held close to body signal an illness.

Swimming behaviour: Unusual or sluggish swimming behaviour can indicate the onset of a disease.



What fish can I treat with OODINEX?

All Marine fish can be treated with OODINEX. Do not use OODINEX with tropical or coldwater fish.

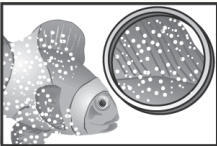



Is OODINEX safe to use with invertebrates?

Unlike most Marine treatments, OODINEX is safe to use in aquariums with invertebrates such as Sea Anemones, Corals and Crustaceans. There is no need to remove these from your aquarium. If you do not keep inverts in your aquarium then use eSha TRIMARIN to treat your fish. TRIMARIN treats a wider range of symptoms / conditions in non-invert aquariums.

What does OODINEX treat?

OODINEX treats the organisms responsible for a wide range of Marine fish diseases and symptoms (see the table below). However, as the symptoms of a disease are often similar it is not always possible to determine exactly what disease your fish have. Luckily OODINEX's wide range action means the danger of choosing the wrong treatment is virtually eliminated. It is important to bear in mind that OODINEX is not a miracle cure and can not cure every ailment your fish may encounter. It can not bring dead fish back to life.


If you observe any of the following symptoms it is advised to treat your fish with OODINEX.

DISEASE SYMPTOMS	DISEASE NAME
1 Fine Whitish yellow spots or "salt and pepper" coating can be seen, especially on the fins. The spots can give a 'hazy gold' appearance. Fish may 'rub and scratch' against hard objects and show rapid gill movement (difficulty breathing). Slime may cover the body. Common on Tangs and Clownfish.	 'Oodinium' - also called 'Coral Fish Disease' or 'Marine Velvet'. One of the most common diseases affecting Marine fish.
2 White spots on the body and fins of your fish. Your fish may try to 'rub and scratch' against hard objects such as aquarium decor.	 'Marine Whitespot' - Cryptocaryon Irritants' Another very common disease in Marine fish.
3 White or slightly off-white fluffy growths on the fins and body of your fish. Often found on wounds or broken skin, where the mucus layer has been broken. A classic secondary infection.	 'Fungus' - Most likely to be the Saprolegnia fungus.
4 The fins of your fish appear ragged and sore, frayed or torn.	 'Finrot' - Can be a result of numerous bacteria or vigorous feeding / breeding. Can also affect the tail ('tailrot').

eSHa OODINEX™ - WIDE RANGE MARINE TREATMENT

DISEASE SYMPTOMS

5 Your fish appear swollen with scales / fins protruding from the skin. Red areas often visible at the base of raised scales. Bases of fins and around anus appears red or bloodshot. Eyes may protrude from body.



DISEASE NAME

'Dropsy' - the common name for a combined viral and/or bacterial infection.

6 Symptoms can include some or all of the following: Weight loss, ulcers, pop-eye, listlessness, swollen belly, sore skin patches, loss of appetite, 'wasted' appearance.

'Wasting Disease' - Often called 'Fish Tuberculosis' (Mycobacterium).

Some diseases are very difficult to diagnose or can be diagnosed incorrectly. For example, Fungus may result from another problem such as Finrot. Therefore, it is important to treat the root of the problem (Finrot) as well as the resulting secondary infection (Fungus). As OODINEX treats many

diseases you have a very good chance of treating the root problem and improving your fish's health. In some cases it is more effective to keep an eye out for a variety of symptoms which fish tend to exhibit when they are infected. These symptoms include:

- Shaking of the head.
- Cloudy Eyes
- Bloody Patches
- Mucus Patches
- Lying near the water surface
- Slimy Skin / Red skin inflammations
- Open Wounds / Bleeding Skin
- Breathing Difficulty
- Shimmying (body rocking).
- Skin Patchiness / Discolouration.
- Rough Scales / Scale loss
- Rapid Gill movement.

OODINEX treats a wide range of infections characterised by the above symptoms. These infections are often very contagious and can easily

spread to healthy fish. The sooner you treat your fish, the better their chance of recovery.

Dosage


To treat the disease organisms and conditions outlined overleaf use a standard 3 day dose of OODINEX. Multi-day dosage achieves exceptional results whilst causing minimal distress to your fish.

- 1 Calculate the volume of your aquarium. Calculate only the area occupied by water.

Litres	Length x Width x Depth in cm	: 1000
Gallons	Length x Width x Depth in inches	: 276
1 Litre = 0.22 Gallons	1 Gallon = 4.54 Litres	

- 2 Locate your aquarium volume on the dosage scale (metric or imperial). Read down to find the corresponding number of drops required for days one, two and three. Note: dosage on days two and three is identical.

Example: a 100 litre (22 gallon) aquarium needs 25 drops on day one, 12 drops on day two, 12 drops on day three.

- 3 Add drops of OODINEX to your aquarium by holding the bottle upside down and squeezing the pipette (20 drops = 1ml). 

Standard dosage

(for 100 litres / 22 gallons)

Day 1: 25 drops

Day 2: 12 drops

Day 3: 12 drops

Note: If you are using a sparsely decorated aquarium (such as a quarantine aquarium) use half the recommended dose.

One 20ml bottle of OODINEX is enough to complete a three day dosage for an 800 litre (175 gallon) aquarium.

GALLONS	5	6	7	8	9	10	11	12	13	14	15	16	17	18	19	20	21	22	23	24	25	26	27	28	29	30			
◆ DAY 1	6	7	8	9	10	11	12	13	14	15	16	17	18	19	20	21	22	23	24	25	26	27	28	29	30	31	32	33	34
◆ DAY 2 / 3	3	4	5	6	7	8	9	10	11	12	13	14	15	16	17														
LITRES	20	30	40	50	60	70	80	90	100	110	120	130	140																
◆ DAY 1	6	7	8	9	10	11	12	13	14	15	16	17	18	19	20	21	22	23	24	25	26	27	28	29	30	31	32	33	34
◆ DAY 2 / 3	3	4	5	6	7	8	9	10	11	12	13	14	15	16	17														

eSHa OODINEX™ - WIDE RANGE MARINE TREATMENT

What precautions must I take when using OODINEX?

Water Changes?

It is generally not necessary to do a water change before or after using OODINEX. However, there are a few exceptions where a partial water change should be carried out before treating the aquarium:

- 1 In the case of poor water quality. Regular water testing can identify water quality problems in time to take corrective action when needed.
- 2 If you are close to your regular water change.

Filtering?

You may continue to filter over non-adsorbing materials such as filter-wool, sand, gravel etc. Always remove chemical 'active' filter media such as activate carbon, UV, oxidisers, resins and protein skimmers etc. as these can have a negative influence on the action of OODINEX. Keep filters running day and night.

Overdosing?

It is not recommended to add more than the advised dosage when using OODINEX.

Other Treatments?

Never combine treatments unless the manufacturer specifically states that it is safe to do so.

How do I keep my fish in good health?

After an illness give your fish a dose of eSHa MINAROLL. MINAROLL is a blend of trace elements, vitamins and minerals designed to keep your fish in the best of health. It stimulates and supports the natural immune defences and it speeds up a full recovery from illness.

Tips on keeping marine fish:

There are several key factors that require attention to keep your Marine fish healthy:

- Constant water conditions. Water quality should be checked regularly as bad water quality is the primary cause of disease. Regular water changes should be carried out.
- Feed a diet that contains varied nutrition and is low in Phosphates.
- New fish should be quarantined until you are sure that they are not infected.
- Regularly check / add calcium levels, trace elements and vitamin supplies, these are important for Marine fish.
- Keeping a Marine aquarium of more than 200 litres (45 Gallons) is preferable.
- A Marine aquarium should ideally contain live rock.
- Make sure that your aquarium is correctly stocked (avoid overstocking).
- Regularly renew the contents of your filter.
- Run an effective and correctly sized protein skimmer.
- Aquariums containing invertebrates have specific lighting needs.
- Algae consuming hermit crabs and snails are a very beneficial addition for a Marine aquarium.

Warnings:

- Always read the leaflet before use.
- This product will stain if spilt.
- Keep out of reach of children.
- Store bottle and leaflet in original packaging.
- For use in Marine aquariums only.
- This information is subject to change. Please check if you have the latest version.
- This information is general product information not to be mistaken for the instruction leaflet. No rights can be derived from this document.

TOGETHER WE WILL FIND THE SOLUTION

©2007 eSHa Lab. - P.O.B. 431 -
NL 6200 AK Maastricht

